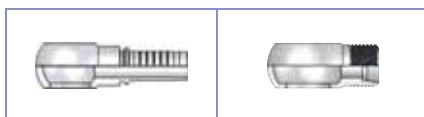




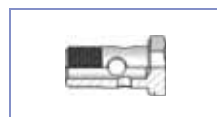
**METRIC
Banjo Inserts**



HOSE ID Inch	THREAD	Banjo Insert	Banjo Adaptor
1/4"	M10x1.0	1350-04-10	-
1/4"	M12x1.5	1350-04-12	-
1/4"	M14x1.5	1350-04-14	-
3/8"	M14x1.5	1350-06-14	-
3/8"	M16x1.5	1350-06-16	-
3/8"	M18x1.5	1350-06-18	1580-06-18
3/8"	M22x1.5	1350-06-22	-
1/2"	M18x1.5	1350-08-18	-
1/2"	M22x1.5	1350-08-22	-




**METRIC
Banjo Bolt**



THREAD	USABLE LENGTH	Banjo
M10x1	19	1650-00-10
M12x1.5	26	1650-00-12
M14x1.5	29	1650-00-14
M16x1.5	33	1650-00-16
M18x1.5	37	1650-00-18
M22x1.5	38	1650-00-22



**Hose
Joiners**



HOSE ID Inch	Hose Joining Inserts
3/16"	D050-03
1/4"	D050-04
5/16"	D050-05
3/8"	D050-06
1/2"	D050-08
5/8"	D050-10
3/4"	D050-12
1"	D050-16
1 1/4"	D050-20
1 1/2"	D050-24
2"	D050-32